












Learning objectives and skills

Advent		Lent		Pentecost	
Advent 1- Sunrise and Sunset -Painting	Advent 2 – Surrealist Portrait-Collage and ICT	Lent 1 – Fire of London display (collaborative work).	Identity-Lubaina Himid (Drawing and painting)	Vessels and Pots- Sculpture	Seaside, Beach Huts and shells - Printmaking
<p><u>New Beginnings Sunrise and sunset</u></p> <p>1. L.O: To look at sunsets and sunrises in Art – draw out looking at foreground and background.</p> 	<p><u>Surrealism and Portraits (looking at Rene Magritte)</u></p> <p>1.L.O: To investigate the artist Rene Magritte and create a sponge sky</p> 	<p><u>Great Fire of London Flames and Pentecost flames</u></p> <p>1. L.O: To look at Flames in works of Art from different cultures</p> 	<p><u>Explore the work of Lubaina Himid (this topic can be linked to Windrush generation and Black slavery)</u></p> 	<p><u>Vessels and Pots</u></p> <p>1.L.O: Investigating Vessels and Pots</p> <p>(Pablo Picasso, Magdalene Odundo and Alison Britton)</p> 	<p><u>Seaside</u></p> <p>L.O: To investigate Artists who have painted Beaches and beach huts, create sketches and create a drawing of beach huts / beach scenes. Walter R Sickert</p> 
<ul style="list-style-type: none">Explore the differences and similarities within the work of artists, craftspeople and designers in different times and cultures.Record and explore ideas from first hand observation, experience and imaginationLayer different media, e.g. crayons, pastels, felt tips, charcoal and ballpoint.Draw for a sustained period of time from the figure and real objects, including single and grouped objects. ☑Experiment with the visual elements; line, shape, pattern and colour. <p>2. L.O: To understand what a horizon is and to think about the colours that are seen in a sunset or sunrise – mixing secondary colours in paints</p> <ul style="list-style-type: none">Record and explore ideas from first hand observation, experience and imagination.Mix a range of secondary colours.. ☑Review what they and others have done and say what they think and feel about it.	<ul style="list-style-type: none">Investigate different kinds of art, craft and designRecord and explore ideas from first hand observation, experience and imagination.Ask and answer questions about the starting points for their work and the processes they have used. To develop their ideas.Name different types of paint and their properties. ☑Work on a range of scales e.g. large brush on large paper etc. ☑ <p>2 L.O: To create a surrealist portrait - photography</p> <ul style="list-style-type: none">Investigate different kinds of art, craft and designRecord and explore ideas from first hand observation, experience and imagination <p>3 L.O: To create a collage in the style of Rene Magritte – collage</p>	<p>Lieve Verschuiers</p> <ul style="list-style-type: none">Explore the differences and similarities within the work of artists, craftspeople and designers in different times and cultures. <p>2.L.O: To think about the colours that are seen in a flame</p> <ul style="list-style-type: none">Mix a range of secondary colours, shades and tones.Record and explore ideas from first hand observation, experience and imagination. <p>3 L.O: To use watercolours to create a fire scene (great fire of London)</p> <ul style="list-style-type: none">Name different types of paint and their properties.Record and explore ideas from first hand observation, experience and imagination. <p>4/5 L.O: To create a Fire of London scene. (collaborative work over two lessons).</p> <ul style="list-style-type: none">To create 3D houses in cardboard.Work on a range of scalesLayer different media, e.g. collageReview what they and others have done and say what they think and feel about it.	 <p>1. L.O:To explore the work of Lubiana Himid</p> <ul style="list-style-type: none">Explore the differences and similarities within the work of artists, craftspeople and designers in different times and cultures. <p>2. LO: Explore the stories around her work (Naming the Money)and Between the Two my Heart</p> <ul style="list-style-type: none">Explore the differences and similarities within the work of artists, craftspeople and designers in different times and cultures.Draw for a sustained period of time from the figure and real objects, including single and grouped objects. <p>3. To create a large scale drawing of myself</p>	<ul style="list-style-type: none">Explore the differences and similarities within the work of artists, craftspeople and designers in different times and cultures.Draw for a sustained period of time from the figure and real objects, including single and grouped objects.Investigate different kinds of art, craft and design <p>2.L.O: To design a vessel</p> <ul style="list-style-type: none">Record and explore ideas from first hand observation, experience and imagination. ☑Ask and answer questions about the starting points for their work and the processes they have used. To develop their ideas. ☑Explore the differences and similarities within the work of artists, craftspeople and designers in different times and cultures.Layer different media, e.g. crayons, pastels, felt tips, charcoal and ballpoint. ☑ ☑	<p>James Boswell</p>  <p>Edward Hopper and Renoir</p> <ul style="list-style-type: none">Record and explore ideas from observation, experience and imagination.Explore the differences and similarities within the work of artists, craftspeople and designers in different times and cultures <p>2. LO To colour our beaches /beach huts</p> <ul style="list-style-type: none">Record and explore ideas from first hand observation, experience and imagination. ☑Ask and answer questions about the starting points for their work and

<p>3.L.O: To experiment with watercolours and blending to create a sunset or sunrise using blending technique</p> <ul style="list-style-type: none"> Record and explore ideas from first hand observation, experience and imagination. Mix a range of secondary colours.. Work on a range of scales e.g. large brush on large paper etc.. Review what they and others have done and say what they think and feel about it. <p>4. LO To draw out our sunset</p> <ul style="list-style-type: none"> Draw for a sustained period of time Experiment with the visual elements; line, shape, pattern and colour. Review what they and others have done and say what they think and feel about it. Identify what they might change in their current work or develop in their future work. <p>5. L.O: Paint our sunsets or sunrises in watercolours</p> <ul style="list-style-type: none"> Name different types of paint and their properties. ? Work on a range of scales e.g. large brush on large paper etc Layer different media, e.g. crayons, pastels, felt tips, charcoal and ballpoint <p>6. LO To complete and refine our sunset and sunrise watercolours.</p> <ul style="list-style-type: none"> Review what they and others have done and say what they think and feel about it. Identify what they might change in their current work or develop in their future work. ? 	<ul style="list-style-type: none"> Record and explore ideas from first hand observation, experience and imagination Layer different media, e.g. crayons, pastels, felt tips, charcoal and ballpoint Create textured collages from a variety of media <p>4.L.O: To refine our collages</p> <ul style="list-style-type: none"> Layer different media, e.g. crayons, pastels, felt tips, charcoal and ballpoint Create textured collages from a variety of media Review what they and others have done and say what they think and feel about it. Identify what they might change in their current work or develop in their future work <p>5. L.O: To investigate surrealism and create a surreal drawing</p> <ul style="list-style-type: none"> Record and explore ideas from first hand observation, experience and imagination. ? Explore the differences and similarities within the work of artists, craftspeople and designers in different times and culture Use ICT <p>6. LO To develop our ICT drawings further using collage materials</p> <ul style="list-style-type: none"> Record and explore ideas from first hand observation, experience and imagination. ? Ask and answer questions about the starting points for their work and the processes they have used. To develop their ideas. ? Explore the differences and similarities within the work of artists, craftspeople and 	<ul style="list-style-type: none"> Identify what they might change in their current work or develop in their future work. <p>6. LO: To review and refine our cardboard houses</p> <ul style="list-style-type: none"> Review what they and others have done and say what they think and feel about it. Identify what they might change in their current work or develop in their future work. 	<ul style="list-style-type: none"> Ask and answer questions about the starting points for their work and the processes they have used. To develop their ideas. Draw for a sustained period of time from the figure and real objects, including single and grouped objects. Identify what they might change in their current work or develop in their future work. Mix a range of secondary colours, shades and tones. ? Name different types of paint and their properties. ? Work on a range of scales e.g. large brush on large paper etc. <p>4. To use paint in our collages</p> <ul style="list-style-type: none"> Identify what they might change in their current work or develop in their future work. Mix a range of secondary colours, shades and tones. ? Name different types of paint and their properties. ? Work on a range of scales e.g. large brush on large paper etc. <p>5. To use collage to create a mixed media piece of Artwork</p> <ul style="list-style-type: none"> Ask and answer questions about the starting points for their work and the processes they have used. To develop their ideas. Identify what they might change in their current work or develop in their future work. Create textured collages from a variety of media. <p>6. To complete and Evaluate our mixed media collages</p> <ul style="list-style-type: none"> Review what they and others have done and say what they think and feel about it. Identify what they might change in their current work or develop in their future work. 	<ul style="list-style-type: none"> Draw for a sustained period of time from the figure and real objects, including single and grouped objects. ? Experiment with the visual elements; line, shape, pattern and colour. Review what they and others have done and say what they think and feel about it. Breadth of Study Use ICT. ? Investigate different kinds of art, craft and design <p>3.L.O: To refine their designs</p> <ul style="list-style-type: none"> Record and explore ideas from first hand observation, experience and imagination. ? Ask and answer questions about the starting points for their work and the processes they have used. To develop their ideas. Identify what they might change in their current work or develop in their future work. Layer different media, e.g. crayons, pastels, felt tips, charcoal and ballpoint ? <p>4.L.O: To make their vessels using Modroc</p> <p>Manipulate modroc for a variety of purposes, inc. thumb pots, simple coil pots and models.</p> <p>5.L.O: To choose from a range of media to add colour to their Modroc pots.</p> <ul style="list-style-type: none"> Record and explore ideas from first hand observation, experience and imagination. ? Ask and answer questions about the starting points for their work and the processes they have used. To develop their ideas. Review what they and others have done and say what they think and feel about it. 	<p>the processes they have used. To develop their ideas. ?</p> <ul style="list-style-type: none"> Explore the differences and similarities within the work of artists, craftspeople and designers in different times and cultures. Layer different media, e.g. crayons, pastels, felt tips, charcoal and ballpoint. ? ? Draw for a sustained period of time from the figure and real objects, including single and grouped objects. ? Experiment with the visual elements; line, shape, pattern and colour <p>3. L.O: To draw from observation shells</p> <ul style="list-style-type: none"> Record and explore ideas from first hand observation, experience and imagination. Experiment with the visual elements; line, shape, pattern and colour. <p>4.LO To create a string board to print</p> <ul style="list-style-type: none"> To create printing boards Record and explore ideas from first hand observation, experience and imagination. ? Ask and answer questions about the starting points for their work and the processes they have used. To develop their ideas. ? Explore the differences and similarities within the work of artists, craftspeople and designers in different times and cultures. Mix a range of secondary colours, shades and tones. ? Name different types of paint and their properties. ? Work on a range of scales e.g. large brush on large paper etc <p>5. L.O: To make prints of our shells</p> <ul style="list-style-type: none"> Record and explore ideas from first hand observation, experience and imagination. ? Ask and answer questions about the starting points for their work and
--	--	--	---	---	---

	<p>designers in different times and cultures</p> <ul style="list-style-type: none"> • Create textured collages from a variety of media • Review what they and others have done and say what they think and feel about it. • Identify what they might change in their current work or develop in their future work. 			<ul style="list-style-type: none"> • Identify what they might change in their current work or develop in their future work. • Name different types of paint and their properties. ? • Work on a range of scales e.g. large brush on large paper etc. ? <p>6.L.O: To complete and evaluate our Vessels and Pots</p> <ul style="list-style-type: none"> • Review what they and others have done and say what they think and feel about it. • Identify what they might change in their current work or develop in their future work. 	<p>the processes they have used. To develop their ideas. ?</p> <ul style="list-style-type: none"> • Explore the differences and similarities within the work of artists, craftspeople and designers in different times and cultures. • Create a simple print for example monoprint <p>L.O: To refine and evaluate our shell prints</p> <ul style="list-style-type: none"> • Review what they and others have done and say what they think and feel about it. • Identify what they might change in their current work or develop in their future work.
--	---	--	--	--	--

#BTK and Links with other subjects

RE Literacy	RE Ourselves, made in the likeness of God	RE History	Geography History RE	Geography History	Geography
-------------	---	------------	----------------------	-------------------	-----------

Key Vocabulary

<i>Horizon</i> <i>Primary and secondary Colours</i> <i>Shades</i> <i>Tones</i> <i>Properties</i> <i>Layers</i> <i>Single/grouped objects</i> <i>Line/shape and pattern</i> <i>First hand observation</i> <i>scale</i>	<i>Manipulate</i> <i>Surrealism</i> <i>Collages</i>	<i>Primary and secondary Colours</i> <i>Shades</i> <i>Tones</i> <i>Scale</i> <i>collage</i>	<i>Observation</i> <i>Imagination</i> <i>Experience</i> <i>Windrush</i> <i>Scale</i>	<i>Pots and vessels</i> <i>Layer</i> <i>Volume</i> <i>Vessel</i> <i>Modroc</i> <i>Form</i> <i>crayons, pastels, felt tips, charcoal and ballpoint</i>	<i>Complexity</i> <i>Repetition</i> <i>Atmosphere</i> <i>Light</i>
--	---	---	--	---	---



Exploring and developing ideas (ONGOING)	<u>Exploring and developing ideas (ONGOING)</u> <ul style="list-style-type: none">Record and explore ideas from first hand observation, experience and imagination.Ask and answer questions about the starting points for their work and the processes they have used. To develop their ideas.Explore the differences and similarities within the work of artists, craftspeople and designers in different times and cultures.
Evaluating and developing work (ONGOING)	<u>Evaluating and developing work (ONGOING)</u> <ul style="list-style-type: none">Review what they and others have done and say what they think and feel about it.Identify what they might change in their current work or develop in their future work.
Drawing	<u>Drawing</u> <ul style="list-style-type: none">Layer different media, e.g. crayons, pastels, felt tips, charcoal and ballpoint.Draw for a sustained period of time from the figure and real objects, including single and grouped objects.Experiment with the visual elements; line, shape, pattern and colour.
Painting	<u>Painting</u> <ul style="list-style-type: none">Mix a range of secondary colours, shades and tones.Name different types of paint and their properties.Work on a range of scales e.g. large brush on large paper etc.
Printing	<u>Printing</u> <ul style="list-style-type: none">To create printing boardsCreate a simple print for example monoprintDesign patterns of increasing complexity and repetition.
Textiles/collage	<u>Textiles/Collages</u> <ul style="list-style-type: none">Create textured collages from a variety of media.Make a simple mosaic.
3 D form	<u>3D Form</u> <ul style="list-style-type: none">Manipulate clay for a variety of purposes, inc. thumb pots, simple coil pots and models.
Breadth of Study	<u>Breadth of Study</u> <ul style="list-style-type: none">Use ICT.Investigate different kinds of art, craft and design