


















Learning objectives and skills

Advent		Lent		Pentecost	
Artist Adventure	Come Outside (Exploring Nature and our environment)	Exploring Oriental Art (Japan and China)	Animal Art Fruit Art	Can buildings speak? (Architecture and Art explored)	All about Me (Expressive Art)
<p>1.To investigate Jackson Pollock – drawing or painting.</p>  <p>Jackson Pollock</p> <ul style="list-style-type: none">Record and explore ideas from first hand observation, experience and imagination.Review what they and others have done and say what they think and feel about it.Use a variety of tools, inc. pencils, rubbers, crayons, pastels, felt tips, charcoal, ballpoints, chalk and other dry media.Use a variety of tools and techniques including the use of different brush sizes and types.Work on different scales.Use different types of paint. <p>2. To explore Pointillism Painting</p> 	<p>1.To investigate our environment</p> <ul style="list-style-type: none">Record and explore ideas from first hand observation, experience and imagination.Explore and develop their ideas.Review what they and others have done and say what they think and feel about it.Use a variety of tools, inc. pencils, rubbers, crayons, pastels, felt tips, charcoal, ballpoints, chalk and other dry media.Begin to explore the use of line, shape and colour. <p>2.To explore Andy Goldsworthy</p>  <ul style="list-style-type: none">Record and explore ideas from first hand observation, experience and imagination.Explore and develop their ideas.Create images from imagination, experience or observation.Use a wide variety of media, inc. photocopied material, fabric, plastic, tissue, magazines, crepe paper, leaves, twigs and stones etcReview what they and others have done and say what they think and feel about it.Identify what they might change in their current work	<p>1. I want to be a? (Exploring animal prints, my favourite animal)</p> <ul style="list-style-type: none">Record and explore ideas from first hand observation, experience and imagination.Develop their ideas.Make marks in print with a variety of objects, including natural and made objects.Carry out different printing techniques e.g. monoprint, block, relief and resist printing.Make rubbings.Build a repeating pattern and recognise pattern in the environment.Review what they and others have done and say what they think and feel about it.Identify what they might change in their current work or develop in their future work <p>2.Exploring the story of the Willow Pattern</p>  <ul style="list-style-type: none">Record and explore ideas from first hand observation, experience and imagination.Explore and develop their ideas.Explore the differences and similarities within the work of artists, different times and cultures.Review what they and others have done and say what they think and feel about it.	<p>1.To investigate the artist Giuseppe Arcimboldo – Fruit basket</p>  <ul style="list-style-type: none">Record and explore ideas from first hand observation, experience and imagination. Develop their ideas.Explore the differences and similarities within the work of artists, in different times and cultures.Review what they and others have done and say what they think and feel about it.Use a variety of tools, inc. pencils, rubbers, crayons, pastels, felt tips, charcoal, ballpoints, chalk and other dry media. <p>2. To create a vegetable sculpture inspired by Giuseppe Arcimboldo</p> <ul style="list-style-type: none">Record and explore ideas from first hand observation, experience and imagination.Develop their ideas.Use a variety of tools, inc. pencils, rubbers, crayons, pastels, felt tips, charcoal, ballpoints, chalk and other dry media.	<p>1.Investigating different building types</p> <ul style="list-style-type: none">Record and explore ideas from first hand observation, experience and imagination.Ask and answer questions about the starting points for their work, and develop their ideas.Explore the differences and similarities within the work of artists, craftspeople and designers in different times and cultures.Use a variety of tools, inc. pencils, rubbers, crayons, pastels, felt tips, charcoal, ballpoints, chalk and other dry media. <p>2. Exploring and recording a building using a viewfinder</p>  <ul style="list-style-type: none">Record and explore ideas from first hand observation, experience and imagination.Ask and answer questions about the starting points for their work, and develop their ideas.Explore the differences and similarities within the work of artists, craftspeople and designers in different times and cultures.Use a variety of tools, inc. pencils, rubbers, crayons,	<p>1 what am I thinking? (Exploring drawing and collage)</p> <ul style="list-style-type: none">Record and explore ideas from first hand observation, experience and imagination.Ask and answer questions about the starting points for their work, and develop their ideas.Explore the differences and similarities within the work of artists, craftspeople and designers in different times and cultures.Use a variety of tools, inc. pencils, rubbers, crayons, pastels, felt tips, charcoal, ballpoints, chalk and other dry media.How to thread a needle, cut, glue and trim material.Create images from imagination, experience or observation.Use a wide variety of media, inc. photocopied material, fabric, plastic, tissue, magazines, crepe pa <p>2. I love to eat ..? (Pop Art explores food)</p>  <ul style="list-style-type: none">Record and explore ideas from first hand observation, experience and imagination.Ask and answer questions about the starting points for their work, and develop their ideas.Explore the differences and similarities within the work of artists, craftspeople and designers in different times and cultures.

<ul style="list-style-type: none"> Record and explore ideas from first hand observation, experience and imagination. Ask and answer questions about the starting points for their work, and develop their ideas. Use a variety of tools, inc. pencils, rubbers, crayons, pastels, felt tips, charcoal, ballpoints, chalk and other dry media. Use a variety of tools and techniques including the use of different brush sizes and types. <p>3. Monet’s pond – Impressionism</p>  <ul style="list-style-type: none"> Record and explore ideas from first hand observation, experience and imagination. Explore and develop their ideas. Explore the differences and similarities within the work of artists Review what they and others have done and say what they think and feel about it. Identify what they might change in their current work or develop in their future work Use a variety of tools, inc. pencils, rubbers, crayons, pastels, felt tips, charcoal, ballpoints, chalk and other dry media. Use a variety of tools and techniques including the use of different brush sizes , sponges. 	<p>or develop in their future work</p> <p>3. How to make memories of leaves</p> <ul style="list-style-type: none"> Record and explore ideas from first hand observation, experience and imagination. Explore and develop their ideas. Manipulate clay in a variety of ways, e.g. rolling, kneading and shaping. Explore sculpture with a range of malleable media, especially clay. Explore shape and form. <p>4.To take a journey outside using frottage</p>  <ul style="list-style-type: none"> Record and explore ideas from first hand observation, experience and imagination. Explore and develop their ideas. Make marks in print with a variety of objects, including natural and made objects. Carry out different printing techniques e.g. monoprint, Make rubbings. Build a repeating pattern and recognise pattern in the environment. Review what they and others have done and say what they think and feel about it. Identify what they might change in their current work or develop in their future work <p>5.To explore drawing</p> <ul style="list-style-type: none"> Record and explore ideas from first hand observation, experience and imagination. 	<ul style="list-style-type: none"> Use a variety of tools, inc. pencils, rubbers, crayons, pastels, felt tips, charcoal, ballpoints, chalk and other dry media. Use a variety of tools and techniques including the use of different brush sizes and types. Mix and match colours to artefacts and objects. <p>3. Refining our Willow Pattern plates</p> <ul style="list-style-type: none"> Record and explore ideas from first hand observation, experience and imagination. Develop their ideas. Explore the differences and similarities within the work of artists in different times and cultures. Review what they and others have done and say what they think and feel about it. Identify what they might change in their current work or develop in their future work Use a variety of tools and techniques including the use of different brush sizes and types. <p>4.Exploring Animal Print – Cross curricular Science topic</p> <ul style="list-style-type: none"> Record and explore ideas from first hand observation, experience and imagination. Ask and answer questions about the starting points for their work, and develop their ideas. Use a variety of tools and techniques including the use of different brush sizes and types. Mix and match colours to artefacts and objects. Work on different scales. Mix secondary colours and shades 	<ul style="list-style-type: none"> Explore sculpture with a range of malleable media, especially clay. Experiment with, construct and join recycled, natural and man-made materials. Explore shape and form. <p>3.investigate the drawings of Giuseppe Arcimboldo – Costume drawings in charcoal</p> <ul style="list-style-type: none"> Record and explore ideas from first hand observation, experience and imagination. Develop their ideas. Explore the differences and similarities within the work of artists, in different times and cultures. Use a variety of tools, inc. pencils, rubbers, crayons, pastels, felt tips, charcoal, ballpoints, chalk and other dry media. <p>4. Refining drawings</p> <ul style="list-style-type: none"> Record and explore ideas from first hand observation, experience and imagination. Develop their ideas. Review what they and others have done and say what they think and feel about it. Identify what they might change in their current work or develop in their future work. Use a variety of tools, inc. pencils, rubbers, crayons, pastels, felt tips, charcoal, ballpoints, chalk and other dry media. <p>5.To explore the work of Alexis Diaz – Urban Artist / Installation –Animal Mash up/Collage</p> <ul style="list-style-type: none"> Record and explore ideas from first hand observation, experience and imagination. Develop their ideas. Explore the differences and similarities within the work of artists, in different times and cultures. 	<p>pastels, felt tips, charcoal, ballpoints, chalk and other dry media.</p> <ul style="list-style-type: none"> Review what they and others have done and say what they think and feel about it. Identify what they might change in their current work or develop in their future work <p>3.Building by Paul Klee in pastels</p>  <ul style="list-style-type: none"> Record and explore ideas from first hand observation, experience and imagination. Ask and answer questions about the starting points for their work, and develop their ideas. Explore the differences and similarities within the work of artists, craftspeople and designers in different times and cultures. Use a variety of tools, inc. pencils, rubbers, crayons, pastels, felt tips, charcoal, ballpoints, chalk and other dry media. Use a sketchbook to gather and collect artwork. Create images from imagination, experience or observation. Use a wide variety of media, inc. photocopied material, fabric, plastic, tissue, magazines, crepe paper, etc Review what they and others have done and say what they think and feel about it. 	<ul style="list-style-type: none"> Use a variety of tools and techniques including the use of different brush sizes and types. Mix and match colours to artefacts and objects. Work on different scales. Mix secondary colours and shades using different types of paint. Create different textures e.g. use of sawdust. <p>3.What we love to do? (Summer collaborative collage.)</p> <ul style="list-style-type: none"> Record and explore ideas from first hand observation, experience and imagination. Ask and answer questions about the starting points for their work, and develop their ideas. Create images from imagination, experience or observation. Use a wide variety of media, inc. photocopied material, fabric, plastic, tissue, magazines, crepe paper, etc Work on their own, and collaboratively with others, on projects in 2 and 3 dimensions and on different scales. <p>4. Reviewing and refining our summer collage</p> <ul style="list-style-type: none"> Record and explore ideas from first hand observation, experience and imagination. Ask and answer questions about the starting points for their work, and develop their ideas. Create images from imagination, experience or observation. Use a wide variety of media, inc. photocopied material, fabric, plastic, tissue, magazines, crepe paper, etc Work on their own, and collaboratively with others, on projects in 2 and 3 dimensions and on different scales. Review what they and others have done and say what they think and feel about it. Identify what they might change in their current work or develop in their future work <p>5.What is different in the summer? (Looking at the changes in our outside environment in the Summer)</p>
--	--	--	--	---	--

<p>4.To create a van Gogh (Starry Night)</p> <ul style="list-style-type: none"> Record and explore ideas from first hand observation, experience and imagination. Ask and answer questions about the starting points for their work, and develop their ideas. Explore the differences and similarities within the work of artists. Review what they and others have done and say what they think and feel about it. Identify what they might change in their current work or develop in their future work. Use a variety of tools and techniques including the use of different brush sizes and types. Using different types of paint. Create different textures  <p>5.Flowers by Georgia O’Keefe</p> <ul style="list-style-type: none"> Record and explore ideas from first hand observation, experience and imagination. Explore and develop their ideas. Explore the differences and similarities within the work of artists Use a variety of tools and techniques including the use of different brush sizes and types. Mix and match colours to artefacts and objects. Use a wide variety of media, inc. photocopied material, fabric, plastic, tissue, magazines, crepe paper, etc 	<ul style="list-style-type: none"> Ask and answer questions about the starting points for their work, and develop their ideas. Explore the differences and similarities within the work of artists, craftspeople and designers in different times and cultures. Use a variety of tools, inc. pencils, rubbers, crayons, pastels, felt tips, charcoal, ballpoints, chalk and other dry media. Use a sketchbook to gather and collect artwork. Begin to explore the use of line, shape and colour Review what they and others have done and say what they think and feel about it. Identify what they might change in their current work or develop in their future work <p>6. DT project</p>	<p>4. To explore Japanese Cherry Blossom paintings</p>  <ul style="list-style-type: none"> Record and explore ideas from first hand observation, experience and imagination. Develop their ideas. Explore the differences and similarities within the work of artists, in different times and cultures. Review what they and others have done and say what they think and feel about it. Identify what they might change in their current work or develop in their future work Use a variety of tools, inc. pencils, rubbers, crayons, pastels, felt tips, charcoal, ballpoints, chalk and other dry media. Begin to explore the use of line, and colour Use a wide variety of media, inc. photocopied material, fabric, plastic, tissue, magazines, crepe paper, etc <p>5. To explore Oriental Art through printmaking</p> 	<ul style="list-style-type: none"> Review what they and others have done and say what they think and feel about it. Identify what they might change in their current work or develop in their future work Create images from imagination, experience or observation. Use a wide variety of media, inc. photocopied material, fabric, plastic, tissue, magazines, crepe paper, etc <p>6. Refining Alexis Diaz Collage/ Mash up (combining with DT project; Playgrounds)</p> <ul style="list-style-type: none"> Review what they and others have done and say what they think and feel about it. E.g. Annotate sketchbook Identify what they might change in their current work or develop in their future work. 	<ul style="list-style-type: none"> Identify what they might change in their current work or develop in their future work <p>4.Designing a clay animal</p>  <ul style="list-style-type: none"> Record and explore ideas from first hand observation, experience and imagination. Ask and answer questions about the starting points for their work and develop their ideas. Explore the differences and similarities within the work of artists, craftspeople and designers in different times and cultures. Manipulate clay in a variety of ways, e.g. rolling, kneading and shaping. Explore sculpture with a range of malleable media, especially clay. Experiment with, construct and join recycled, natural and man-made materials. Explore shape and form. Review what they and others have done and say what they think and feel about it. Identify what they might change in their current work or develop in their future work <p>5. Painting our clay animal</p> <ul style="list-style-type: none"> Record and explore ideas from first hand observation, experience and imagination. Ask and answer questions about the starting points for their work, and develop their ideas. Explore the differences and similarities within the work of artists, craftspeople and 	<ul style="list-style-type: none"> Record and explore ideas from first hand observation, experience and imagination. Ask and answer questions about the starting points for their work, and develop their ideas. Review what they and others have done and say what they think and feel about it. Use a variety of tools, inc. pencils, rubbers, crayons, pastels, felt tips, charcoal, ballpoints, chalk and other dry media. Begin to explore the use of line, shape and colour <p>6. Explore a group collage responding to the changes in Summer</p> <ul style="list-style-type: none"> Record and explore ideas from first hand observation, experience and imagination. Use a variety of tools, inc. pencils, rubbers, crayons, pastels, felt tips, charcoal, ballpoints, chalk and other dry media. Use a variety of tools and techniques including the use of different brush sizes and types. Mix and match colours Work on different scale Work collaboratively with others
---	---	--	---	--	---

<ul style="list-style-type: none"> Review what they and others have done and say what they think and feel about it. Identify what they might change in their current work or develop in their future work.  <p>6. Props for Christmas production</p>		<ul style="list-style-type: none"> Record and explore ideas from first hand observation, experience and imagination. Develop their ideas. Explore the differences and similarities within the work of artists, in different times and cultures. Review what they and others have done and say what they think and feel about it. Identify what they might change in their current work or develop in their future work Make marks in print with a variety of objects, including natural and made objects. Carry out different printing techniques e.g. monoprint, Build a repeating pattern and recognise pattern in the environment. <p>6. To refine our printmaking</p> <ul style="list-style-type: none"> Record and explore ideas from first hand observation, experience and imagination. Develop their ideas. Review what they and others have done and say what they think and feel about it. Identify what they might change in their current work or develop in their future work 		<p>designers in different times and cultures.</p> <ul style="list-style-type: none"> Use a variety of tools and techniques including the use of different brush sizes and types. Work on different scales. Mix secondary colours and shades using different type Review what they and others have done and say what they think and feel about it. <p>6. To refine and evaluate the finished clay animal.</p> <ul style="list-style-type: none"> Review what they and others have done and say what they think and feel about it. 	
#BTK and Links with other subjects					
# BTK Nature and God (Starry Night, Flowers by Georgia O’Keefe and Monet’s Lilly pond)	#BTK Taking care of our environment		# Matisse’s work and looking at Nature		# BTK How can I make myself a follower of Christ in my actions
Key Vocabulary					
Shapes, lines, sketch, delicate, simple, bold, thin, subtle, contrasting, dramatic, rough, smooth, uneven, swirling, flowing, vibrant, colourful and bright	Composition, symmetrical, asymmetrical, elements, repetition, rhythm, unity, pattern, frottage, scratchy, surface, soft, foliage, range texture.	Ceramic, figures, lacquer, silk, scrolls, hanging scrolls, calligraphy, Buddhist, landscape, decoration, culture, Japanese, nature, printmaking, kimono, collage	Colourful, modern, primary colours, secondary colours, organic, tone, outline,	Architecture, designers, design, architect, buildings, space, materials, sculpture, purpose of buildings, skyscape, abstract, graceful, simple,	Bold, colourful, creative, daring, dazzling, deeply thoughtul, delicate, dreamlike, energetic,



Exploring and developing ideas (ONGOING)	<ul style="list-style-type: none">Record and explore ideas from first hand observation, experience and imagination.Ask and answer questions about the starting points for their work, and develop their ideas.Explore the differences and similarities within the work of artists, craftspeople and designers in different times and cultures.
Evaluating and developing work (ONGOING)	<ul style="list-style-type: none">Review what they and others have done and say what they think and feel about it. E.g. Annotate sketchbookIdentify what they might change in their current work or develop in their future work.
Drawing	<ul style="list-style-type: none">Use a variety of tools, inc. pencils, rubbers, crayons, pastels, felt tips, charcoal, ballpoints, chalk and other dry media.Use a sketchbook to gather and collect artwork.Begin to explore the use of line, shape and colour
Painting	<ul style="list-style-type: none">Use a variety of tools and techniques including the use of different brush sizes and types.Mix and match colours to artefacts and objects.Work on different scales.Mix secondary colours and shadesusing different types of paint.Create different textures e.g. use of sawdust.
Printing	<ul style="list-style-type: none">Make marks in print with a variety of objects, including natural and made objects.Carry out different printing techniques e.g. monoprint, block, relief and resist printing.Make rubbings.Build a repeating pattern and recognise pattern in the environment.
Textiles/collage	<ul style="list-style-type: none">Use a variety of techniques, e.g. weaving, finger knitting, fabric crayons, sewing and binca.How to thread a needle, cut, glue and trim material.Create images from imagination, experience or observation.Use a wide variety of media, inc. photocopied material, fabric, plastic, tissue, magazines, crepe paper, etc
3 D form	<ul style="list-style-type: none">Manipulate clay in a variety of ways, e.g. rolling, kneading and shaping.Explore sculpture with a range of malleable media, especially clay.Experiment with, construct and join recycled, natural and man-made materials.Explore shape and form.
Breadth of study	<ul style="list-style-type: none">Work on their own, and collaboratively with others, on projects in 2 and 3 dimensions and on different scales.Use ICTInvestigate different kinds of art, craft and design.